


Introducing ADS[®] Inserta Tee[®] OneFit


The most versatile service connection ever created.



Our latest innovation, Inserta Tee OneFit lateral service connection delivers unmatched reliability and adapts to practically any pipe. Having the right connection on-hand has never been easier.



Connect and carry on.



Accepted by thousands of municipalities

Inserta Tee® and the OneFit offer a level of quality and reliability that's been accepted by municipalities and engineers all over the country.



Easy to stock.

Inserta Tee OneFit's ability to adjust to a wide range of sizes means you don't have to fill your truck with multiple connectors. And for distributors, it can reduce SKUs by nearly 80%.



Fits your budget

More cost-effective than fabricated and molded tees.


The only service connection you need.

Inserta Tee OneFit offers air-tight reliability and groundbreaking versatility that is designed for virtually any type of lateral connection including:

- Nyloplast structures, precast, manholes and vaults
- Stormtech chambers
- Roof drain leaders
- Agricultural drainage
- Turf & recreation
- Retention/Detention systems
- Water quality systems

Easy to install.

Like previous versions of the Inserta Tee, the OneFit can be installed in minutes – allowing you to move on to other parts of your project.



Core a hole perpendicular to the host pipe using the recommended hole saw. Remove the coupon from the saw. Deburr the cored hole.



Use the coupon to estimate the separation between the two sleeves and fit the two sleeves together. Be sure the gold lines on the sleeves are lined up.



Insert the rubber sleeves into the cored hole, with the gold lines perpendicular to the pipe. Once in place, pull up on the inner sleeve and push down on the outer sleeve until fitted to the hose pipe.



Apply soap solution to inside of the inner sleeve and on the PVC hub. Insert the PVC hub into the sleeve by hand until snug fit, aligning the red line on the hub with the gold lines on the rubber sleeves.




Drive the plastic hub into the rubber sleeves with a 4 lb. mallet and block of wood. Stop when the rubber sleeve meets the red line.



Place and tighten the stainless-steel band.

Introducing ADS[®] Inserta Tee[®] OneFit



Tel. 818375.0992/93, 818372.3713/14/15
Prolong. Ruiz Cortines #307 Pte.
Col. Paseo de Cumbres Mty N.L. C.P. 64346
www.colibrimty.com

