

► Code Number

3012675

► Description

Exposed, battery-powered, sensor-activated, urinal flushometer with a single flush side mount unit for 3/4" top spud urinals.

► Flush Cycle

0.125 gpf/0.5 Lpf

► Specifications

Quiet, Exposed, Diaphragm Type, Chrome Plated Urinal Flushometer with the following features:

- Chrome Plated Infrared Sensor Housing
- Can be Mounted on either the Left or Right Side of Valve
- True Mechanical Override Flush Button
- Four (4) Size C alkaline Batteries included: Duracell® with DURALOCK Power Preserve Technology™-guaranteed for up to 10 years in storage
- "Low Battery" Flashing LED
- "User in View" Flashing LED
- 72-Hour Sentinel Flush
- ¼" I.P.S. screwdriver Bak-Chek® angle stop with free spinning, vandal resistant stop cap
- Spud Coupling and Flange for ¾" Top Spud
- Sweat Solder Adapter w/Cover Tube and Cast Wall Flange with Set Screw
- No External Volume Adjustment to Ensure Water Conservation
- Handle Packing, Main Seat, Stop Seat and Vacuum Breaker Molded from PERMEX® Rubber Compound for Chloramine resistance
- Includes adhesive backed metal wallplate with non-potable water warning
- Features purple wall flange, diaphragm guide, bonnet and inner cover to communicate reclaimed water use
- ADA Compliant Battery Powered Infrared Sensor for automatic "Hands-free" operation
- Flush accuracy controlled by CID® technology
- Spud Coupling and Flange for 1 1/2" Top Spud

Valve Body, Cover, Tailpiece and Control Stop shall be in conformance with ASTM Alloy Classification for Semi-Red Brass. Valve shall be in compliance with the applicable sections of ASSE 1037 and ANSI/ASME 112.19.2.

- Infrared Sensor with Multiple-focused, Lobular Sensing Fields for high and low target detection

► Accessories (Sold Separately)

See Accessories Section and OPTIMA® Accessories Section of the Sloan catalog for details on these and other OPTIMA® Flushometer variations.

► Fixtures

Consult factory for matching Sloan brand fixture options.



► Smart Sense Technology™

Sloan® SF5M flushometers are equipped with Smart Sense Technology™, which applies extended range and logic techniques to significantly reduce water usage in high use urinal applications, such as when a continuous line of people (or queue) forms. In fact, during a continuous queue, regardless of the number of users, the maximum amount of water used is only 2.5 gallons, assuming a 0.5 gpf diaphragm kit. Please contact Sloan for specific details.

► Automatic Operation

Sloan's SF5M flushometers are activated via multi-lobular infrared sensor. The sensor sets the flushing mechanism when the user is detected and Completes the flush when the user steps away.

► Manual Operation

Sloan's SF5M flushometers can also be activated manually by pushing the black TMO button.

► Service Mode

Features service mode which ignores targets for 10 minutes to enable fixture to be cleaned or serviced

► Hygienic

Touchless, sensor activation eliminates the need for user contact to help control the spread of infectious diseases. The Sloan DF5M Electronic Retrofit Units are provided with Reduced or Full Flush Override Buttons to allow a "courtesy flush" for individual user comfort. The 72-Hour Sentinel Flush keeps fixture fresh during periods of nonuse.

► Compliance & Certifications



► Control Circuit

Solid State

6 VDC Input

72 Hour Sentinel Flush

2-3 Second Arming Delay

► Sensor Type

Infrared Convergence Type Object Lock Detection

► Sensor Range

Factory Set at 22" - 42" (559 mm-1067 mm)

If converted to urinal range setting: 15-30" (381-762 mm)

► Battery Type

(4) C Alkaline

► Battery Life

3 Years @ 4,000 flushes/month

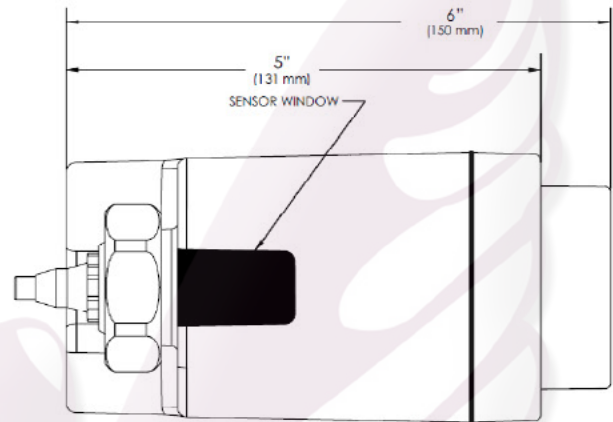
► Indicator Lights

User in View

► Valve Operating Pressure (Flowing)

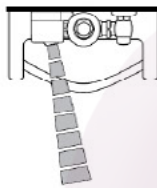
25-80 psi (172-552 kPa)

► SFSM DIMENSIONS

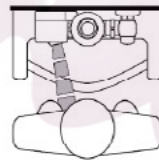


► OPERATION

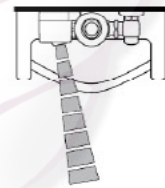
1. A continuous, invisible light beam is emitted from the object lock infrared sensor.



2. As the user enters the beam's effective range, 22" - 42" (559 mm-1067 mm), the object lock infrared sensor senses the user.



3. When the user steps away from the object lock infrared sensor, the circuit initiates the flushing cycle to flush the fixture. The circuit then automatically resets and is ready for the next user.



► ROUGH-IN

