

► **Code Number**

3325402

► **Description**

Battery Powered, Sensor Operated G2® Model Retrofit Conversion Kit for Exposed Urinal Flushometers.

► **Flush Cycle**

1.0 gpf/3.8 Lpf

1.5 gpf / 5.7 Lpf

Specifications

Quiet, Exposed, Battery Powered, Sensor Operated Urinal Flushometer Retrofit Conversion Kit for Royal®, Sloan® and Regal® Flushometers with the following features:

- Initial Set-up Range Indicator Light (first 10 minutes)
- User friendly three (3) second Flush Delay
- "Low Battery" Flashing LED
- Installation Tools provided
- Infrared Sensor with Multiple-focused, Lobular Sensing Fields for high and low target detection
- Latching Solenoid Operator
- Flex Tube Diaphragm designed for improved life and reduced maintenance
- Engineered Metal Cover with replaceable Lens Window
- Chrome Plated Metal Handle Cap
- Diaphragm to be molded from PERMEX™ Rubber Compound for Chloramine resistance
- ADA Compliant Battery Powered Infrared Sensor for automatic "Hands-free" operation
- Courtesy Flush® Override Button
- Four (4) Size AA Batteries included



Automatic Operation

- Sloan G2 Optima Plus Flushometers activate via multi-lobular sensor detection to provide the ultimate in sanitary protection and automatic operation. A battery powered infrared sensor sets the flushing mechanism after the user is detected and completes the flush when the user steps away.

Functional & Hygienic

- Touchless, sensor operation eliminates the need for user contact to help control the spread of infectious diseases.

Economical

Sloan installed batteries speed installation and provide years of metered flushing to control the use of water and energy. Batteries can be changed without turning off the water.

► **Compliance & Certifications**



Made In The
USA



Control Circuit

- Solid State
- 6 VDC Input
- 8 Second Arming Delay

Optional Sentinel Flush

- Once Every 72 Hours After the Last Flush. Product shipped from factory with feature turned off. Consult factory to activate.

Sensor Type

- Active Infrared

Sensor Range

- Nominal 15"-30" (381 mm-762 mm), adjustable $\pm 8"$ (203 mm)

Battery Type

- (4) AA Alkaline

Battery Life

- 6 Years @ 4,000 flushes/month

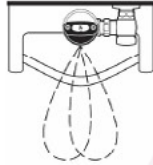
Indicator Lights

- Range Adjustment

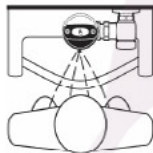
Operating Pressure

- 15 - 100 psi (104 - 689 kPa)

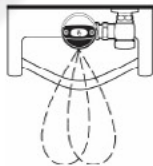
► OPERATION



1. A continuous, invisible light beam is emitted from the Sensor.



2. As the user enters the beam's effective range (15" to 30") the beam is reflected into the Scanner Window and transformed into a low voltage electrical circuit. Once activated, the Output Circuit continues in a "hold" mode for as long as the user remains within the effective range of the Sensor.



3. When the user steps away from the Sensor, the Sensor initiates an electrical signal that operates the Solenoid. This initiates the flushing cycle to flush the fixture. The Circuit then automatically resets and is ready for the next user.



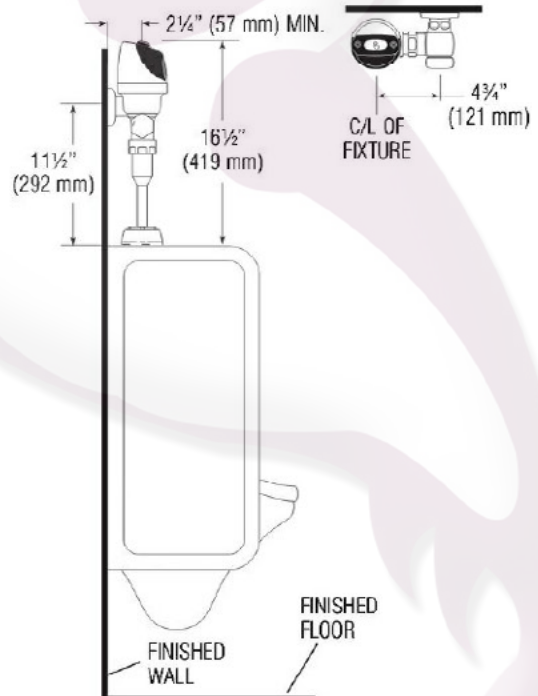
► G2 Optima Plus Flush Volume For RESS-U Retrofit Models

Fixture & Flush	Regulator Color	REGULATOR (MUST BE INSTALLED PAST O-RING)
0.5 gpf (1.9 Lpf)	Urinal Green	
1.0 gpf (3.8 Lpf)	Urinal/Green	
1.5 gpf (5.7 Lpf)	Urinal Black	
3.5 gpf (13.2 Lpf)	Urinal White	

Notes: A 0.5 gpf (1.9 Lpf) Urinal Kit can be converted to a 1.0 gpf (3.8 Lpf) by cutting and removing the smooth A-164 Flow Ring from the Guide.

RESS-U G2 Optima Plus valves are supplied with multiple Regulators to address multiple flushing applications. The product is shipped with it's lowest flush volume configuration. To convert the flush to a higher flushing volume, simply change the Regulator.

When installing a new Regulator on a Flex Tube Diaphragm Kit, be sure to push the Regulator past the O-ring when installing. **Note:** Never use more water than needed. Low Consumption water closets and urinals will not function properly on excess water.



Note: Lens Deflector no longer needed for targeting children or wheel chair users