

FAUCET DESCRIPTION

- Chrome plated brass construction
- 3/8" compression x 15" stainless steel supply line


OPERATION

- 2-1/2" lever handle
- Cold color indicator
- 1/4 turn to open
- Vandal resistant screw
- Flow aerator is limited to 2.2gpm max (8.34min)

CARTRIDGE

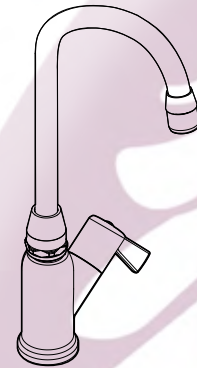
- Ceramic disc cartridge
- Nonmetallic and nonferrous material

STANDARDS

- Third party certified by CSA to meet: ASME A112.18.1, ICC 117.1 and all applicable specifications referenced therein
- ADA  for lever handle

WARRANTY

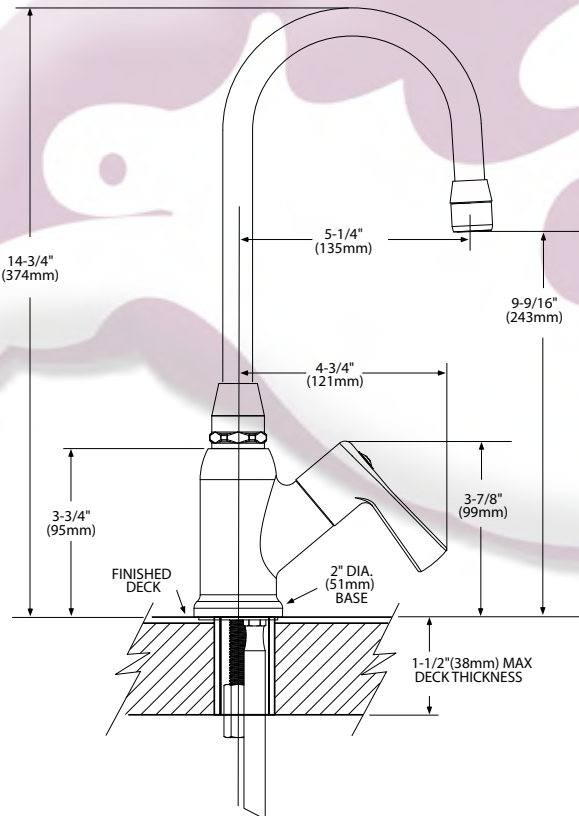
- Warranted for 5 years against material or manufacturing defects



**Single-Handle Laboratory Faucet
with Spout
Model: 8103 (Chrome)**



NOTE: DESIGNED TO INSTALL
THROUGH 1-5/16" MIN. DIA. HOLE




CRITICAL DIMENSIONS

(DO NOT SCALE)



Tels. (81) 8375.0992-93 con 6 líneas

www.colibrimty.com info@colibrimty.com    @colibrimty