

8186

Description

Exposed, Solar-powered, sensor-activated SOLIS® urinal flushometer, with Smart Sense Technology™ for 3/4" top spud urinals.

Flush Cycle

- Model 8186-1 Low Consumption (1.0 gpf/3.8 Lpf)
- Model 8186-1.5 Water Saver (1.5 gpf/5.7 Lpf)

Specifications

Quiet, Exposed, Diaphragm Type, Chrome Plated Urinal Flushometer for either left or right hand supply with the following features:

- Solar Powered. The sensor assembly is powered by a solar cell that will harvest power from artificial indoor light (incandescent, fluorescent or LED) and use it as the energy source. The solar cell can provide approximately 100% power with 650 Illuminance (lux).
- Four (4) Size AA Battery Back-up Power Source
- "Low Battery" Flashing LED
- PERMEX® Synthetic Rubber Diaphragm with Dual-Filtered Fixed Bypass
- Flex Tube Diaphragm designed for improved life and reduced maintenance
- ADA Compliant SOLIS solar-powered Infrared Sensor for automatic "No Hands" operation
- Infrared Sensor with Multiple-focused, Lobular Sensing Fields for high and low target detection
- Latching Solenoid Operator
- Engineered Metal Cover with replaceable Lens Window
- User friendly three (3) second Flush Delay
- Courtesy Flush® Override Button
- Infrared Sensor Range Adjustment Screw
- Initial Set-up Range Indicator Light (first 10 minutes)
- 3/4" I.P.S. Screwdriver Bak-Chek® Angle Stop with free spinning, Vandal Resistant Stop Cap
- Adjustable Tailpiece
- High Back Pressure Vacuum Breaker Flush Connection with One-piece Bottom Hex Coupling Nut
- Spud Coupling and Flange for 3/4" Top Spud
- Sweat Solder Adapter w/Cover Tube and Cast Wall Flange w/Set Screw
- High Copper, Low Zinc Brass Castings for Dezincification Resistance
- Fixed Metering Bypass and No External Volume Adjustment to Ensure Water Conservation
- Flush Accuracy Controlled by CID Technology
- Diaphragm, Stop Seat and Vacuum Breaker molded from PERMEX Rubber Compound for Chloramine resistance

Valve Body, Tailpiece and Control Stop shall be in conformance with ASTM Alloy Classification for Semi-Red Brass. Valve shall be in compliance with the applicable sections of ASSE 1037, ANSI/ASME A112.19.2. Installation conforms to ADA requirements.

Special Finishes

- PVDPB** Polished Brass (PVD Finish)
- PVDBN** Brushed Nickel (PVD Finish)
- PVDSF** Satin Finish

Accessories

See Accessories Section and SOLIS flushometer Accessories Section of the Sloan catalog for details on these and other SOLIS Flushometer variations.

Fixtures

Consult Sloan for matching Sloan brand fixture options.



Automatic Operation

Sloan's SOLIS® solar-powered flushometers can also be activated via multi-lobular infrared sensor. The SOLIS solar-powered flushometer is a breakthrough in design and function that transforms light into power. The SOLIS Series of flushometers provide the ultimate in conservation and performance.

Manual Operation

SOLIS solar-powered flushometers incorporate an intuitive button design for easy manual activation. Straight-forward graphics alert user to proper activation. To further educate the user, two (2) instructional wall plates are included with each SOLIS flushometer.

Smart Sense Technology™

SOLIS solar-powered flushometers are equipped with Smart Sense Technology™ which applies extended range and logic techniques to significantly reduce water usage in high-use urinal applications, such as when a continuous line of people (queue) forms. In fact, during a continuous queue, regardless the number of users, the maximum amount of water used is only 2.0 gallons. Please contact Sloan for specific details.

Functional & Hygienic

Touchless, sensor operation eliminates the need for user contact to help control the spread of infectious diseases. The SOLIS solar-powered flushometers is provided with an override button to allow a "courtesy flush" for individual user comfort.

Warranty

3 year (limited)



Description

Exposed, Solar-powered, sensor-activated SOLIS® urinal flushometer, with Smart Sense Technology™ for 3/4" top spud urinals.

Flush Cycle

- Model 8186-1 Low Consumption (1.0 gpf/3.8 Lpf)
- Model 8186-1.5 Water Saver (1.5 gpf/5.7 Lpf)

Electrical Specifications

Control Circuit

Solid State
6 VDC Input
8 Second Arming Delay
3 Second Flush Delay

Sensor Type

Active Infrared

Sensor Range

Nominal 22" - 42" (559 mm - 1067 mm),
Adjustable ± 8" (203 mm)

Battery Back Up Type

(4) AA Alkaline

Battery Life

6 Years @ 4,000 Flushes/Month

Indicator Lights

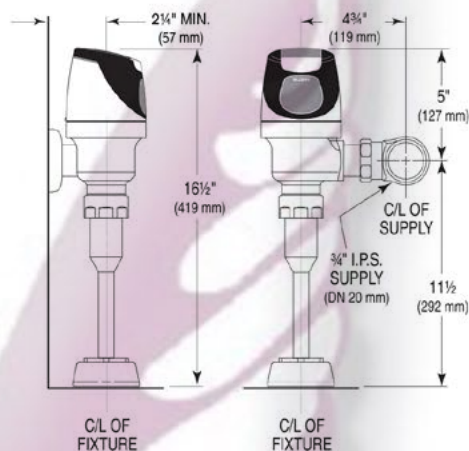
Range Adjustment/Low Battery

Operating Pressure

15 - 100 psi (104 - 689 kPa)

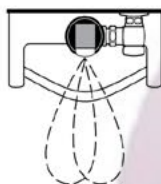
Sentinel Flush

Once Every 72 Hours After the Last Flush

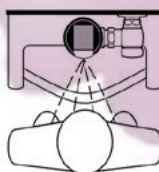


Operation

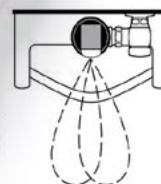
1. A continuous, invisible light beam is emitted from the SOLIS® Sensor.



2. As the user enters the beam's effective range (15" to 30") the beam is reflected into the SOLIS® Scanner Window and transformed into a low voltage electrical circuit. Once activated, the Output Circuit continues in a "hold" mode for as long as the user remains within the effective range of the Sensor.



3. When the user steps away from the SOLIS® Sensor, the Sensor initiates an electrical signal that operates the Solenoid. This initiates the flushing cycle to flush the fixture. The Circuit then automatically resets and is ready for the next user.



Rough-In

