

► **Code Number**

3366051

► **Specifications**

- Series commutated, through-flow discharge, vacuum type motor/blower combination
- Infrared Optical Sensor with thirty-five (35) second lockout feature
- Air velocity of 16,000 LFM (linear feet per minute) at an outlet temperature of 135°F/57°C at a 72°F/22°C ambient room temperature
- Decibel Rating of 78-80 dB
- Heating element constructed of Nichrome wire and protected by an automatic resetting thermostat
- One piece heavy-duty rib reinforced die cast zinc alloy housing
- Bright chrome plate or chip-proof electrostatically-applied epoxy finish
- Tamper-proof cover fasteners are included

► **Colors**

Chrome Plate

► **Electrical Specifications**

Model EHD-501: 110/120 VAC, 12.5 Amp, 60 Hz, 1500 watts

► **Electrical Requirements**

- Install electrical line in the location shown in the Wiring Diagram below.
- Electrical Connection Specifications
- Connect 110/120 VAC dryer to not more than a 20 Amp branch circuit using #12 gauge or larger wire, and a 208/230/277 VAC dryer to not more than a 15 Amp branch circuit using #14 gauge or larger wire. DO NOT attach any other electrical devices to this branch circuit.
- Important: ALL ELECTRICAL WIRING SHOULD BE INSTALLED IN ACCORDANCE WITH NATIONAL/LOCAL CODES AND REGULATIONS.

► **Ultra-fast Drying**

XLerator® Hand Dryers Completely dry hands in 10-15 seconds. Water droplets are first blown from hands with a strong controlled air blast. Residual moisture is then evaporated with a warm stream of air up to 135° F/57° C.



► **Sensor Activated**

XLerator® Hand Dryers operate by means of an Infrared Optical Sensor. Once the user enters the sensor's effective range, the Hand Dryer will activate until the hands are withdrawn from the Sensor's detection zone or after thirty-five (35) seconds of continuous operation.

► **Hygienic**

Offers the ultimate in sanitary protection — there are no handles to turn or buttons to push. Helps control the spread of infectious diseases.

► **Economical**

XLerator® Hand Dryers dry hands in one-third the time required by conventional hand dryers and operate on 15 amp service, providing an 80% savings in energy costs.

► **Compliance & Certifications**



► Installation Precautions

Mounting surface should be smooth and flat.

Mount dryer at least 24 inches (610 mm) away from basins and at least 20 inches (508 mm) away from corners.

Mount multiple hand dryers a minimum separation distance of 20 inches (508 mm) (measured center to center).

Avoid installing hand dryers in narrow hallways and behind swinging doors.

► OPERATION

When the Infrared Sensor detects hands beneath the exhaust port, it activates the XLERATOR® Hand Dryer. Water droplets are first blown from hands with a strong controlled air blast. Residual moisture is then evaporated with a warm stream of air up to 135° F/57° C.

After hands are withdrawn from the Sensor's detection zone, or after a maximum of thirty-five (35) seconds of continuous operation, the Hand Dryer automatically stops. It is then ready for the next user.



► Recommended Mounting Heights (from floor to bottom of dryer)

User Height

Men - 45 Inches (1143 mm)

Women - 43 Inches (1092 mm)

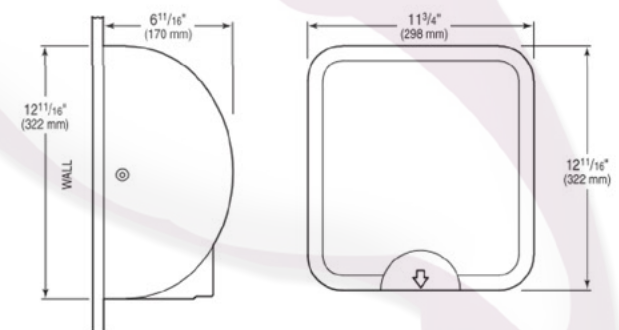
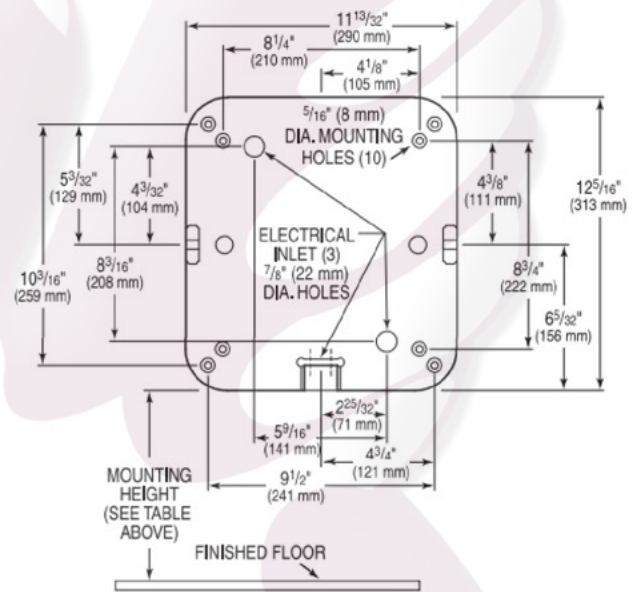
Teenagers - 41 Inches (1041 mm)

Children - 35 Inches (889 mm)

Handicapped - 37 Inches (940 mm)

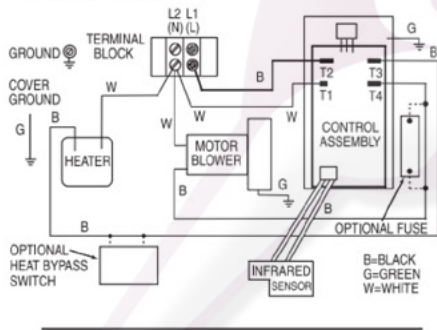
Prepare wall to receive mounting fasteners as shown in the rough-in diagram. Refer to Installation Instructions for recommended fasteners.

► ROUGH-IN



► WIRING DIAGRAM

Model EHD-501 — 110/120 VAC
Model EHD-502 — 220/240 VAC
Model EHD-503 — 208 VAC



Model EHD-504 — 277 VAC

