

**FAUCET DESCRIPTION**

- Metal construction with various finishes identified by suffix
- 1/2" IPS connections

**OPERATION**

- Lever style handles
- Maximum handle rotation angle is 90° to full on for either handle
- Hot side counterclockwise to open (clockwise to close)
- Cold side clockwise to open (counterclockwise to close)
- Includes hot and cold temperature indicators


**FLOW**

- Flow is limited to 1.5 gpm max (5.7L/min) at 60 psi

**CARTRIDGE**

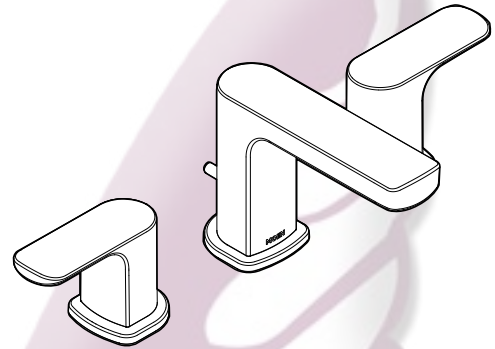
- 1224 cartridge design
- Nonmetallic, nonferrous and stainless steel material

**STANDARDS**

- Third party certified to WaterSense®, ASME A112.18.1/CSA B-125.1, and all requirements referenced therein
- Contains no more than 0.25% weighted average lead content
- Certified to ANSI/NSF 61/9
- Complies with California Proposition 65 and with the Federal Safe Drinking Water Act
- **ADA**  for lever handle

**WARRANTY**

- Lifetime limited warranty against leaks, drips and finish defects to the original consumer purchaser
- 5 year warranty if used in commercial installations

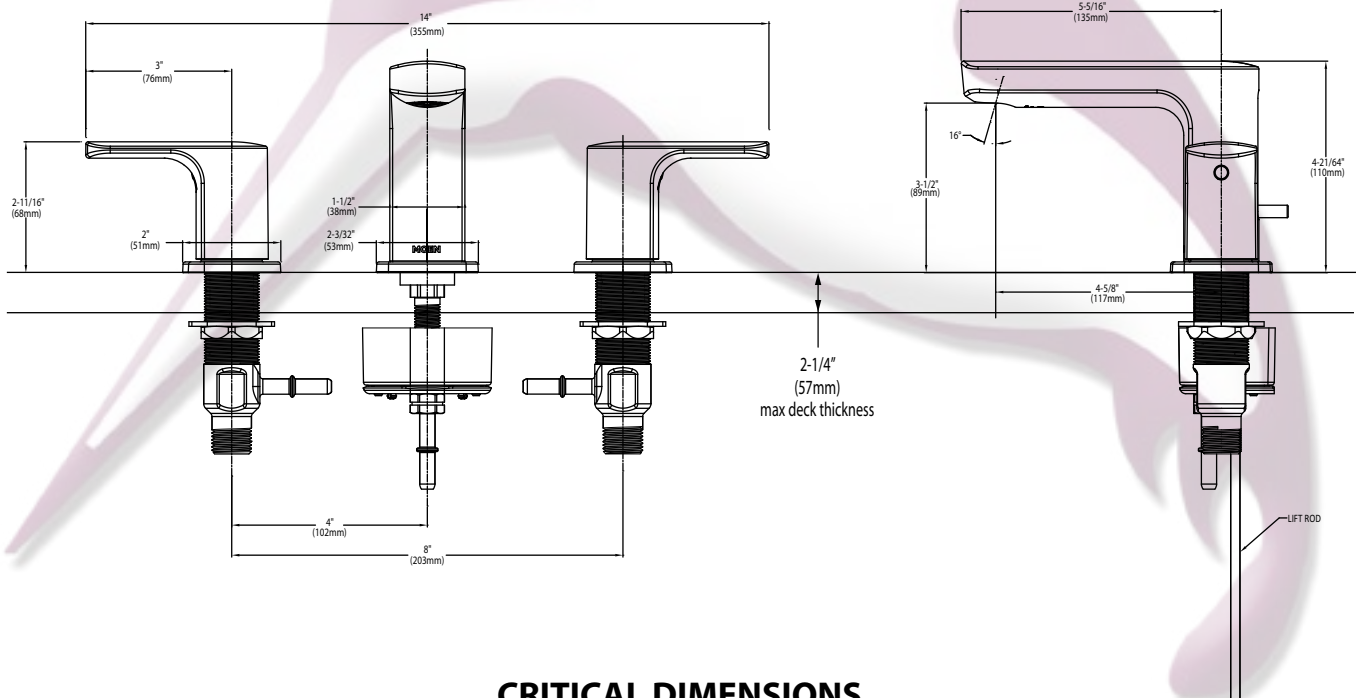


**RIZON™**  
**Two Handle Widespread  
Lavatory Faucet Trim**

**Model:** T6920 Series

**Valve:** 9000, 69000

**NOTE:** THIS FAUCET IS DESIGNED TO BE INSTALLED THRU 3 HOLES, 1-1/8" MIN. DIA.



**CRITICAL DIMENSIONS**

(DO NOT SCALE)

