

DESCRIPTION

- Non-metallic spray face and shell with various finishes identified by suffix
- Brass swivel ball assembly
- Immersion™ Rainshower Technology channels water through a spoke design – concentrating and magnifying the natural force of your water to dramatically enhance your shower experience.

OPERATION

- Single function

FLOW

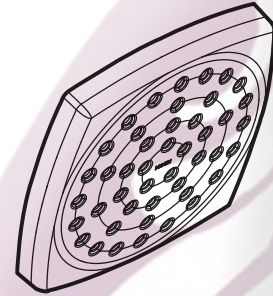
- Showerhead is limited to 2.5 gpm (9.5 L/min) at 80 psi
- EP suffix models are limited to 2.0 gpm (7.6 L/min) at 80 psi

STANDARDS

- Third party certified to meet ASME A112.18.1/CSA B125.1 and all applicable requirements referenced therein
- EP suffix models are IAPMO Green listed and third party certified to WaterSense®

WARRANTY

- Lifetime limited warranty against leaks, drips and finish defects to the original consumer purchaser
- 5 year warranty if used in commercial installations




VOSS™

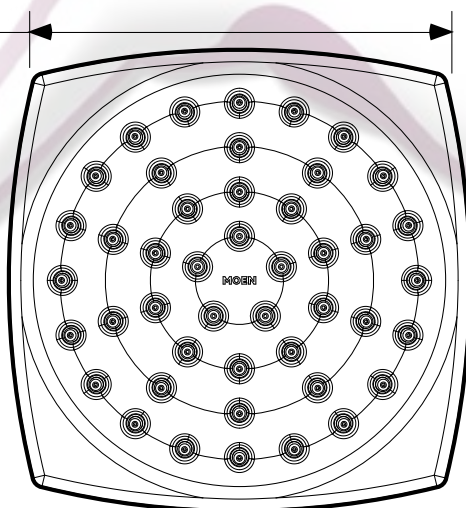
**Single Function Rainfall Showerhead
with Immersion™
Rainshower Technology**

Models: S6365 Series

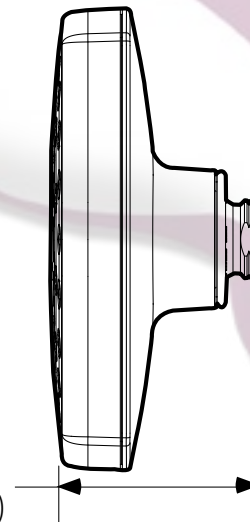
IMMERSION™
rainshower technology



6-1/16"
(154mm)



2-5/8"
(67mm)



CRITICAL DIMENSIONS

(DO NOT SCALE)

