

## FAUCET DESCRIPTION

- Metal construction with various finishes identified by suffix
- Immersion™ Rainshower Technology channels water through a spoke design – concentrating and magnifying the natural force of your water to dramatically enhance your shower experience.

## OPERATION

- Single function

## FLOW

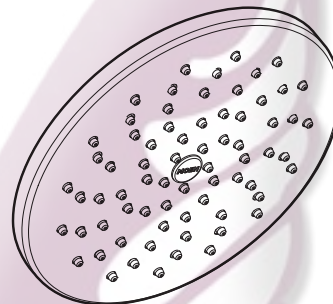
- Showerhead limited to 2.5 gpm (9.5 L/min) at 80 psi
- EP suffix models are limited to 2.0 gpm (7.6 L/min) at 80 psi

## STANDARDS

- Third party certified to meet ASME A112.18.1/ CSA B125.1 and all applicable requirements referenced therein
- EP suffix models are IAPMO Green listed and third party certified to WaterSense®

## WARRANTY

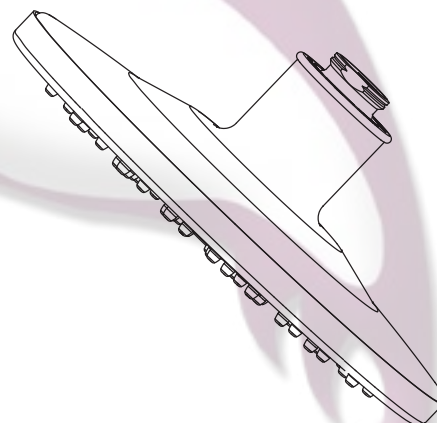
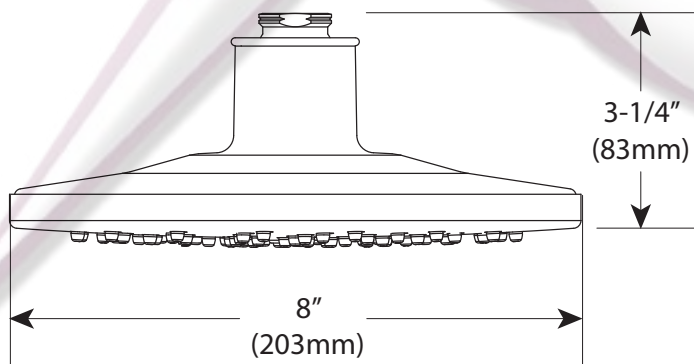

- Lifetime limited warranty against leaks, drips and finish defects to the original consumer purchaser
- 5 year warranty if used in commercial installations



## Single Function Rainfall Showerhead with Immersion™ Rainshower Technology

**Model:** S6360 series

**IMMERSION™**  
rainshower technology



## CRITICAL DIMENSIONS

(DO NOT SCALE)

