

| Model Number | Faucet Holes | Depth-Inches | Drain Placement | Quantity | Model Specified |
|--------------|--------------|--------------|-----------------|----------|-----------------|
| BG222133     | 3            | 8            | Center          | 25       |                 |
| BG222134     | 4            | 8            | Center          | 25       |                 |
| G222133      | 3            | 8            | Center          | 1        |                 |
| G222134      | 4            | 8            | Center          | 1        |                 |

**SINK DESCRIPTION**

- 2200 Series double bowl drop-in sink
- 22 gauge stainless steel, Brushed finish
- Center or rear drain, 1 to 4 faucet holes as indicated
- U-Channel mounting system, hardware included
- Hardware can accommodate up to 1-1/8" counter thickness
- Includes SoundShield sound absorbing system

**CUT OUT DIMENSIONS**

- 32 3/8" x 21 3/8" with 3/8 corner radius. Tolerance of plus or minus 1/16" is acceptable

**STANDARDS**

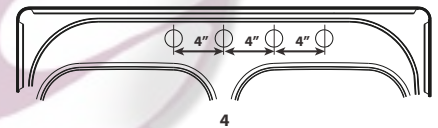
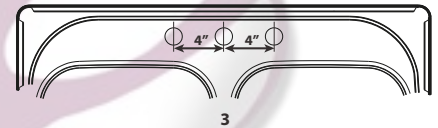
- Third party certified by IAPMO to meet ASME A112.19.3 and all applicable specifications referenced therein

**WARRANTY**

- Limited lifetime warranty against material or manufacturing defects to the original consumer purchaser

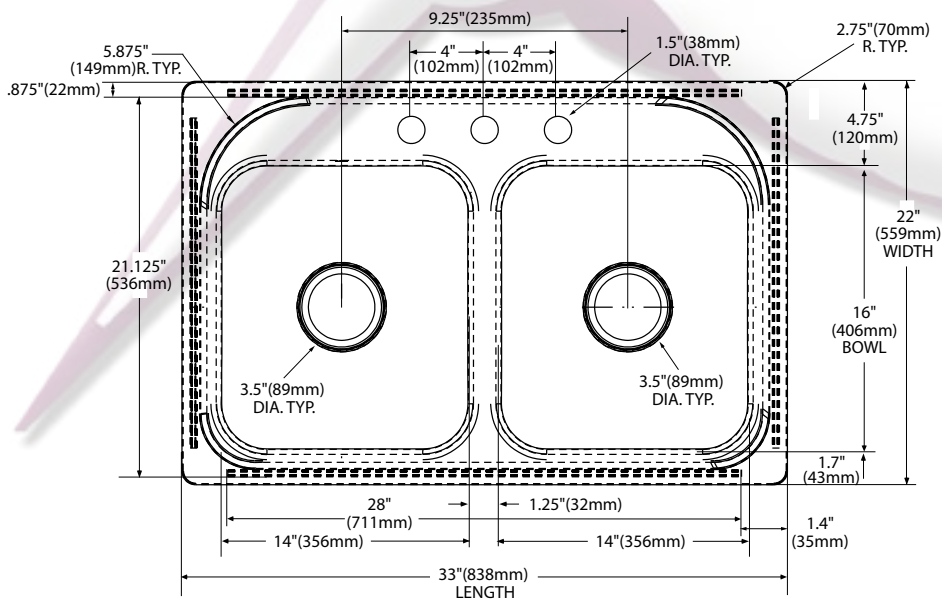
**Faucet Hole Configurations**

1-1/2" (38mm) diameter faucet holes  
4" (102mm) Center



**CRITICAL DIMENSIONS**

(DO NOT SCALE)



**MADE IN THE USA**

**Installation Detail**

