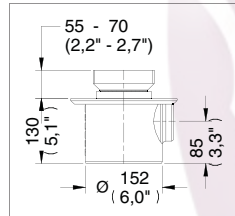
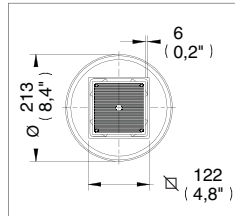


Coladera Para Baño, Una Boca, Contra Cuadrada para Inserto / Bathroom Drain With Round Square and Grid Square



Medidas Referenciales / Estimated Dimensions, Acot.mm.(pulg) / Dim.mm.(in)

Despiece / Components

Características y Datos Técnicos / Characteristics and Technical Details

Contra con Tapa p/Inserto de Piso C eramico o M armol  
C espol Integrado  
Plato de Doble Drenaje  
Ranura de Desalojo Perimetral de 6 mm (0,23")  
Sello Hidr ulico  
Espesor M ximo del Inserto es 10 mm

**Material:**

Contra: Lat n Forjado  
Porta inserto: Lat n Forjado  
Base: Hierro Fundido

**Conexi n:**

Rosca de Instalaci n 2"-11 1/2 NPSM

**Caudal de Desalojo:**  
40 l/min (8.8 Gpm)

Drain for Marmol or Ceramic Insert  
Integrated Cesspool  
Double Drain Plate  
6 mm (0,23") to Dislodge Perimeter  
Hydraulic Seal  
10 mm Insert Thickener maximum

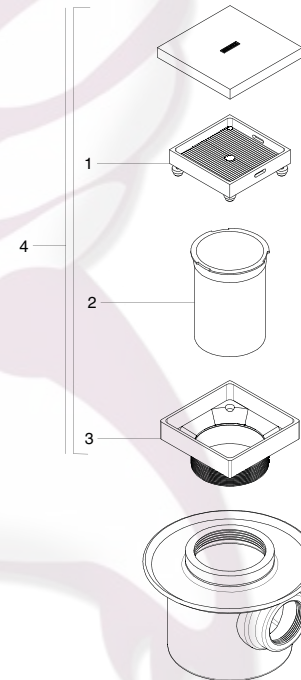
**Materials:**

Drain - Forged Brass  
Insert Holder: Forged Brass  
Base: Cast Iron

**Inlet Thread:**

Installation Thread Diameter 2"-11 1/2 NPSM

**To Dislodge Volume of Flow:**  
40 l/min (8.8 Gpm)



Mod.	Descripci�n	Mod.	Descripci�n
1	Sc-043 Porta Inserto Cuadrado Grande c/Tornillo	1	Sc-043 Large Square Insert Holder With Screw
2	RC-016 Casquillo Contra Grande p/Coladera	2	RC-016 Large Grid Drain Bushing
3	RC-164 Contra Coladera Perimetral Grande	3	RC-164 Large Perimeter Drain Grid
	Sub-ensamble		Sub-assembly
4	SC-041 Contra Coladera Perimetral Cuadrada Grande	4	SC-041 Large Perimeter Square Drain Grid

Hecho en M xico

\* Los productos ilustrados pueden sufrir cambios sin previo aviso en su aspecto o partes, como resultado de los procesos de mejora continua al que est n sujetos, sin implicar mayor responsabilidad de la f brica.

Made in M xico

\* Products shown may change without prior notice or parts in their appearance, as a result of continuous improvement processes that are subject, without involving greater responsibility of the factory.

